

Brearley Drive Sheffield S5 8BF
Price Guide £180,000

Brearley Drive

Sheffield S5 8BF

Price Guide £180,000

PRICE GUIDE £180,000-£190,000 Situated on Brearley Forge, a new homes development is this four bedroom, modern and contemporary end townhouse which benefits from having off road parking for two/three cars, a larger than average, fully enclosed rear garden, uPVC double glazing and gas central heating throughout. The spacious living accommodation set over three levels briefly comprises: entrance hall. Downstairs WC. Good size lounge. Well presented kitchen/diner having a range of wall and base units, integrated appliances include oven and fridge freezer, four ring hob and extractor, doors open onto the rear garden and fill the room with natural light. First floor: two good size bedrooms. Bathroom with a white suite including bath with shower over, WC and wash basin. Storage cupboard. Second floor: two further good size bedrooms, bedroom four benefits from a good size storage cupboard. Shower room with a double shower cubicle, WC and wash basin.

- SPACIOUS ACCOMMODATION
- IDEAL FAMILY HOME
- FOUR BEDROOMS
- TWO BATHROOMS
- DOWNSTAIRS WC
- MODERN BUILD
- OFF ROAD PARKING





OUTSIDE

To the rear is off road parking for two/three cars. A fully enclosed rear garden which is mainly laid to lawn, patio and gravelled area.

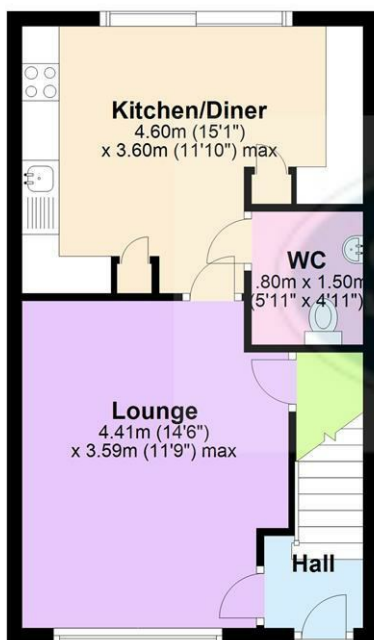
LOCATION

Situated on Brearley Forge, a new homes development with easy access of all local amenities including shops, school and transport links. Meadowhall shopping centre is a short drive away and offers restaurants, cafes and shopping along with the transport interchange where there is a train, bus and tram station.

Whilst we endeavour to make our sales particulars fair, accurate and reliable, they are only a general guide to the property. If there is any point which is of particular importance to you, please contact the relevant office. The Agents have not tested any apparatus, equipment, fittings or services and so cannot verify they are in working order. The buyer is advised to obtain verification. All plans, floor plans and maps are for guidance purposes only and are not to scale. Please note all measurements are approximate and should not be relied upon as exact. Under no circumstances should they be relied upon as exact or for use in planning carpets and other such fixtures, fittings or furnishings. YOUR HOME IS AT RISK IF YOU DO NOT KEEP UP REPAYMENTS ON A MORTGAGE OR OTHER LOAN SECURED ON IT.

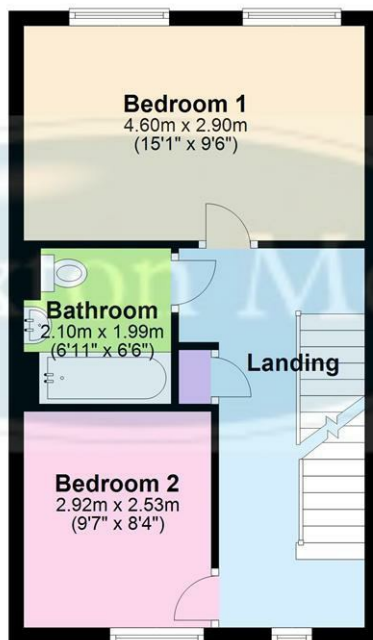
Ground Floor

Approx. 37.3 sq. metres (401.3 sq. feet)



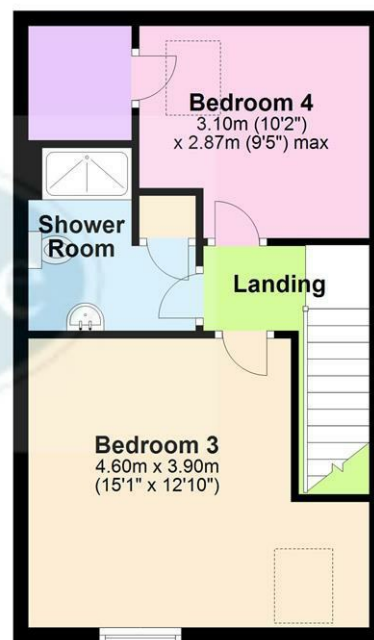
First Floor

Approx. 37.3 sq. metres (401.3 sq. feet)



Second Floor

Approx. 37.3 sq. metres (401.3 sq. feet)



Total area: approx. 111.8 sq. metres (1203.8 sq. feet)

Floor plans are for guidance purposes only and under no circumstances should they be relied upon for use in planning carpets and other such fixtures fittings or furnishings All measurements are approximate.
Plan produced using PlanUp.

Crookes
Hillsborough
Stocksbridge

245 Crookes, Sheffield S10 1TF
82 Middlewood Road, Sheffield S6 4HA
462 Manchester Road, Sheffield S36 2DU

T: 0114 266 8365
T: 0114 231 6055
T: 0114 287 0112

www.saxtonmee.co.uk

